


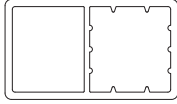

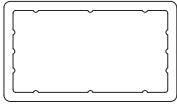



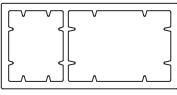

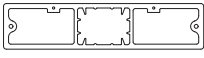

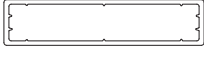

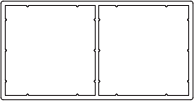
WOODN VERSATILIS

PROFILES SECTION


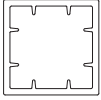

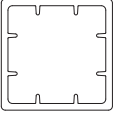










Woodn recommends to refer only to the values expressed in mm the US values are to be considered approximate).

profile	cross-section	nominal dimensions [ft, in]	reinforcement external nominal dimensions [ft, in]	weight of the plank [lb/ft]
LG3020 		section 30 x 20 mm (≈ 1"3/16 x 13/16") standard length 1830 mm (≈ 6')	20 x 10 mm (≈ 13/16" x 7/16")	0.31
JF4030-30x20 		section 40 x 30 mm (≈ 1"5/8 x 1"3/16) standard length 1830 mm (≈ 6')	30 x 20 mm (≈ 1"3/16 x 13/16")	0.44
JF5026-40x15 		section 50 x 26 mm (≈ 2" x 1"1/16) standard length 1830 mm (≈ 6')	40 x 15 mm (≈ 1"5/8 x 5/8")	0.49
JF6032 		section 60 x 32 mm (≈ 2"3/8 x 1"5/16) standard length 1830 mm (≈ 6')	20 x 20 mm (≈ 13/16" x 13/16")	0.81
JF7040-25x25 		section 70 x 40 mm (≈ 2"13/16 x 1"5/8) standard length 1830 mm (≈ 6')	25 x 25 mm (≈ 1" x 1")	0.97
JF7040-30x15 		section 70 x 40 mm (≈ 2"13/16 x 1"5/8) standard length 1830 mm (≈ 6')	30 x 15 mm (≈ 1"3/16 x 5/8")	0.85
JF7040-50x25 		section 70 x 40 mm (≈ 2"13/16 x 1"5/8) standard length 1830 mm (≈ 6')	50 x 25 mm (≈ 2" x 1")	0.78


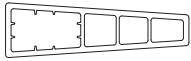


Woodn recommends to refer only to the values expressed in mm the US values are to be considered approximate).

profile	cross-section	nominal dimensions [ft, in]	reinforcement external nominal dimensions [ft, in]	weight of the plank [lb/ft]
TZ9555-R 		section 95 x 55 mm (≈ 3"3/4 x 2"3/16) standard length 1830 mm (≈ 6')	40 x 40 mm (≈ 1"5/8 x 1"5/8)	1.21
TZ9555 		section 95 x 55 mm (≈ 3"3/4 x 2"3/16) standard length 1830 mm (≈ 6')	80 x 40 mm (≈ 3"3/16 x 1"5/8)	1.37
JF11020 		section 110 x 20 mm (≈ 4"3/8 x 13/16") standard length 1830 mm (≈ 6')	L Profile 30 x 10 mm (≈ 1"3/16 x 7/16")	1.09
JF12058-A 		section 120 x 58 mm (≈ 4"3/4 x 2"5/16) standard length 1830 mm (≈ 6')	30 x 40 mm (≈ 1"3/16 x 1"5/8)	1.46
			60 x 40 mm (≈ 2"3/8 x 1"5/8)	
JF18041 		section 180 x 41 mm (≈ 7"1/8 x 1"5/8) standard length 1830 mm (≈ 6')	30 x 30 mm (≈ 1"3/16 x 1"3/16)	1.89
			40 x 20 mm (≈ 1"5/8 x 13/16")	
JF18041-165x30 		section 180 x 41 mm (≈ 7"1/8 x 1"5/8) standard length 1830 mm (≈ 6')	165 x 30 mm (≈ 6"1/2 x 1"3/16)	1.56
JF222114 		section 222 x 114 mm (≈ 8"3/4 x 4"1/2) standard length 1830 mm (≈ 6')	100 x 100 mm (≈ 3"15/16 x 3"15/16)	2.86

Woodn recommends to refer only to the values expressed in mm the US values are to be considered approximate).

profile	cross-section	nominal dimensions [ft, in]	reinforcement external nominal dimensions [ft, in]	weight of the plank [lb/ft]
TZ6060 		section 60 x 60 mm (≈ 2"3/8 x 2"3/8) standard length 1830 mm (≈ 6')	40 x 40 mm (≈ 1"5/8 x 1"5/8)	0.81
JF7070 		section 70 x 70 mm (≈ 2"13/16 x 2"13/16) standard length 1830 mm (≈ 6')	50 x 50 mm (≈ 2" x 2")	1.03
TZ113113 		section 113 x 113 mm (≈ 4"1/2 x 4"1/2) standard length 1830 mm (≈ 6')	100 x 100 mm (≈ 3"15/16 x 3"15/16)	1.61
TZ180180 		section 180 x 180 mm (≈ 7"1/8 x 7"1/8) standard length 1830 mm (≈ 6')	163 x 163 mm (≈ 6"3/8 x 6"3/8)	3.79
JF15238 		section 152 x 38 mm (≈ 6" x 1"1/2) standard length 1830 mm (≈ 6')	25 x 25 mm (≈ 1" x 1")	1.24
JF20058 		section 200 x 58 mm (≈ 7"7/8 x 2"5/16) standard length 1830 mm (≈ 6')	40 x 40 mm (≈ 1"5/8 x 1"5/8)	2.07
JF35068 		section 350 x 68 mm (≈ 1' 1"3/4 x 2"11/16) standard length 1830 mm (≈ 6')	100 x 40 mm (≈ 3"15/16 x 1"5/8)	2.93

Woodn recommends to refer only to the values expressed in mm the US values are to be considered approximate).

profile	cross-section	nominal dimensions [ft, in]	reinforcement external nominal dimensions [ft, in]	weight of the plank [lb/ft]
JF15045-25 		section 150 x 45 x 25 mm (≈ 5"15/16 x 1"13/16 x 1") standard length 1830 mm (≈ 6')	50 x 25 mm (≈ 2" x 1")	1.55
C50R 		section Ø 50 mm (≈ Ø 2") standard length 1830 mm (≈ 6')	Ø 38 mm (≈ Ø 1"1/2)	0.43

The external dimensions listed are nominal values. The weights of the planks indicated in the tables are indicative and not binding. The final weight depends on the gauge and size of the internal reinforcement.
 Length tolerances according UNI EN-ISO 22768: class UNI EN-ISO 22768-vL.
 Refer to Woodn Technical Department or on website www.woodn.com for cad blocks and manufacturing tolerances.

SPECIES UNICA



BORN IN VENICE

WOODN INDUSTRIES SRL

Headquarter:

Via Ippolito Caffi, 17 - 32100 Belluno (BL), ITALY
tel: +39 049 89.60.706
sales@woodn.com

Registered office:

Sestiere San Marco, 3829 - 30124 Venezia (VE), ITALY

Production site:

Strada Scudetto, 9 - 31100 - Treviso (TV), ITALY

SPECIES UNICA



BORN IN VENICE

www.woodn.com